

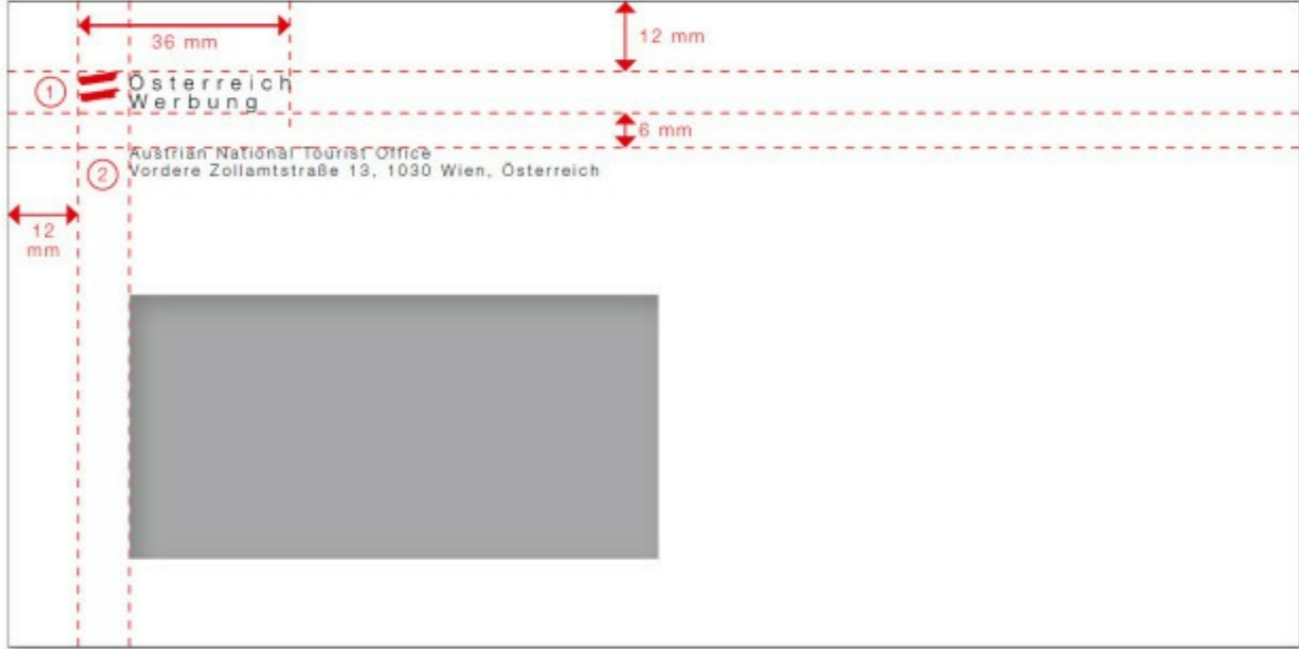
## 1 / Logo

**Position:** With pre-printed envelopes, comply with the positioning information as shown in the illustration.

The position of the window is left-aligned with the logo text.

With bought-in envelopes, left-align the logo text and the address block with the window and make further optimisations as shown in the illustration.

Try to keep the same distance to the logo from the top and left edges.



## 2 / Address block

**Position:** left-aligned with logo text

**Font:** Helvetica Neue 45 Light

**Size:** 7.5 pt

**Line spacing:** 8.25 pt

**Character spacing:** 200

**Colour:** black

# C5 (229 x 162 mm)


## 1 / Logo

**Position:** With pre-printed envelopes, comply with the positioning information as shown in the illustration.

The position of the window is left-aligned with the logo text.

With bought-in envelopes, left-align the logo text and the address block with the window and make further optimisations as shown in the illustration.

Try to keep the same distance to the logo from the top and left edges.



## 2 / Address block

**Position:** left-aligned with logo text

**Font:** Helvetica Neue 45 Light

**Size:** 7.5 pt

**Line spacing:** 8.25 pt

**Character spacing:** 200

**Colour:** black

# C4 (229 x 324 mm)


## 1 / Logo

**Position:** With pre-printed envelopes, comply with the positioning information as shown in the illustration.

The position of the window is left-aligned with the logo text.

With bought-in envelopes, left-align the logo text and the address block with the window and make further optimisations as shown in the illustration.

Try to keep the same distance to the logo from the top and left edges.



## 2 / Address block

**Position:** left-aligned with logo text

**Font:** Helvetica Neue 45 Light

**Size:** 7.5 pt

**Line spacing:** 8.25 pt

**Character spacing:** 200

**Colour:** black